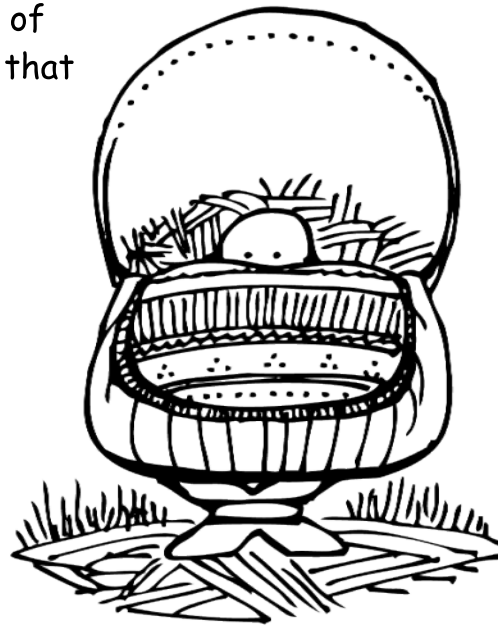



Christmas Nativity Scene 4




Colour and cut out Mary, Joseph and the baby Jesus. You can also colour and cut out 3 angels and a star (next page). Laminate them if you like.

Now cut out the rectangles of paper and use a piece of sticky tape or glue to form them into a loop. Use another piece of sticky-tape to attach them to the back of the figures, so that you can stand them up. You might want to "fly" the angels above the other figures by hanging them from a length of thread instead.



Blank rectangular box for writing.

Blank rectangular box for writing.



Blank vertical rectangular box for writing.